




CONVEYOR BELTS

Experiences result with
superior conveying solutions



ANIS has years of experience in supplying conveyor systems, which are customised according to your needs using the various types of conveyor belts which ANIS can supply.

ANIS conveyor belts are tailor-made for each individual application and designed for processing all materials: plastic materials, refuse-derived fuel (RDF), municipal solid waste (MSW) and industrial waste, and waste paper and blocks of waste paper.

All ANIS waste conveyors have specific features essential for professionals operating in this sector:

- They are extremely robust conveyors, able to work with heavy loads. Depending on the material to be transported, three series of conveyors have been designed which meet the various load requirements of the operators.
- Thanks to the efficient laser-cutting construction, the conveyor belts are manufactured on a modular principle and thus the lengths can be changed any time without having to completely replace the whole machine.
- As with all ANIS products, a series of features added to the various components make it possible to minimize the risk of jammed material and to reduce maintenance operations to a minimum, thus reducing costs.
- ANIS conveyors can be driven with frequency inverters to enhance motor performance, thus reducing energy consumption and speed regulation.
- Chemical- and oil-resistant rubber (when appropriate).
- Dimensions adjusted to the baler and space requirements.

ANIS can design and supply heavy-duty feed hoppers to suit all types of material throughput. Each hopper is designed specifically to suit the application. Traffic light systems integrating load-sensor conveyors can be optionally incorporated to help operators with loading.

Installation situations of the feed conveyors

Inclined feed conveyors for the balers have a recessed pit – under-floor version (loaded by lorries or steer loaders) or above-floor or surface-version feed hoppers.

ANIS provides customised advice to customers on the options of bulk material transport and consider all project requirements.

UNDER-FLOOR VERSION

(recessed pit)

Is practically recessed for precise adjustment to requirements and easier, faster filling of the conveyor belt.



ABOVE-FLOOR VERSION


The conveyor can be expanded by increasing the side walls to a material-feeding location.

The lifting device with a grabber or a shovel is needed to fill the feeding conveyor.

Feed hoppers are designed depending on customer requirements



Selecting your solution



Chain belt conveyors

(for strong output)

Stable and heavy-duty build combined with a high degree of flexibility.



Steel-plate conveyors

(heavy duty)

Robust steel-plate conveyors for abrasive materials.



Sliding belt conveyors

(specific purpose)

Customer-specific purposes enable optimal adjustment.



1. Chain belt conveyors

STRONG OUTPUT FOR A WIDE RANGE OF APPLICATIONS

Due to their stable and heavy-duty design, chain belt conveyors are preferred in the recycling industry. The high stability coincides with a remarkable flexibility with subsequent expansion or conversion options according to the respective requirements.

Chain belt conveyors can be fitted with rubber. All chain belt conveyors have a heavy-duty welded modular frame construction, with high vertical side pieces, complete with high-quality bearings and gearboxes. All chain belt conveyors can be fitted with variable speed controls.

Main Features

- Useful widths of 800 to 2,000 m.
- By default, with chain pitch 100 mm, for medium load 125 mm and for heavy duty load 200 mm.
- Screwed-on wear rails on solid cross-beams.
- Assembly even in difficult spatial conditions.
- Height of side walls: 300-750 mm (horizontal part) and 300-1,250 mm (ascending part).
- ANIS manufacture 3 series of chain belt conveyor belts

MACHINE FRAME

The conveyor frame consists of a heavy, solid steel structure. The vertically mounted side pieces avoid material jams and build-ups.

Additional guides below the conveyor belt absorb heavy loads or jolts (horizontal part).

A lot of maintenance openings in the heavy, solid sheet steel edging design.

Modular design: The frame structure is designed as a modular construction, so that expansions and extensions can be realised in a quick and cost-efficient manner.

SWAN'S NECK

The additional, conical upper side at the top end of the conveyor belt with a "swan's neck" prevents material from falling over the sides during transfer to the press hopper.

The gradient is usually 30° with installation either in a recessed pit or above the floor and a conveyor outlet gradient of up to 15° (swan's neck).

The bottom cord cover on the complete conveyor length is galvanized.

The quick and easy disassembly of the components allows access to the chains and crossbeams in all positions.






Large sprockets



Chain guiding rails



Polyurethane linings (options)

CHAIN GUIDE

Large sprockets at the routers can be fitted with polyurethane linings (option). This significantly reduces the noise generated by the entry of the chain, even at high conveyor belt speeds.

CHAIN / BELT

The torsion-resistant belt support profiles accommodate the belt.

The material driver and C-crossbeams are galvanised. These ensure a long life even under difficult conditions. Optionally, the conveyor can be fitted with special oil- and grease-resistant rubber belt.

ANIS manufacture 3 series of chain belt conveyor belts:

For light load: with a chain pitch of 100 mm for light load and 4 kW motor power.

For medium load: with a chain pitch of 125 mm for light load and 4 kW motor power.

For heavy load: with a chain pitch of 200 mm and 4-7.5 kW motor power for industrial waste, large quantities of waste paper and MSW.

LUBRICATION SYSTEM

To make possible environmentally friendly, cost-effective operation, the automatic drip lubrication system is fitted with an automatically controlled solenoid valve.

A standard drip oiler lubricates the chain with brushes mounted directly on the chains. Lubrication should only be carried out when the chain is moving.

EMERGENCY STOP DEVICES

The chain conveyors are fitted with clearly visible control devices (emergency stop and other controls where appropriate) to perform all the necessary tasks for safe operation.

Start/Stop switches and a rope-pull emergency STOP switch on the rising conveyor stand.

An additional tripwire arranged like "goalposts" over the conveyor is fitted with suspended rope-pull emergency STOP cords positioned at regular intervals along the conveyor length.

Optionally, for personnel safety the conveyors are mounted with a safeguard of an automatic RFID personnel detection system in dangerous zone of the conveyor.





CONTROL SYSTEM

- Speed regulation (FD)
- Additional controls (near operator working areas)
- Mobile controls (optional on request)
- Special programming for baler-conveyor operation (feeding level control, high-low density materials, manual control, hopper jamming)



2. Sliding belt conveyor

FLEXIBLE FOR A VARIETY OF USAGES IN THE RECYCLING AND PAPER INDUSTRIES

Lightweight, flat, sliding rubber conveyors (the rubber is stretched during movement and by a tensioning cylinder), supported either by small cylinders or sheet metal.

Sliding belt conveyors are of heavy-duty welded construction and can be manufactured up to 1.9 metres wide. High-quality bearings and drive drums are incorporated for long operating life. Friction conveyors can be fitted with reinforced rubber belting, with or without rubber flights. Sensors can be fitted to monitor belt slip. All sliding conveyors can be fitted with vertical speed drives.

Main Features

- Useful widths from 0.3 to 1.9 m
- Supported on housing flange bearings
- Acceleration belts for automated sorting systems
- Articulated belt conveyors, sorting belts, reversing and movement belts possible
- RAL-paint according to customer's wishes





STABLE FRAME CONSTRUCTION

With a C-crossbeam profile in the substructure, we can adapt to a range of situations and requirements, which makes it easy to assemble and disassemble all components on the conveyor belt. The conveyor frame is constructed as a modular design, for easy adjustment.

LATERAL BELT SEAL IN SCREWED VERSION

The sealing reduces the degree of contamination below the belt and prevents material from getting under the belt and causing misalignment. Due to the bolt design, the rubber strip can be fitted and removed as quickly as possible.



DEFLECTION DRUM

The deflector drums are equipped with clamping sleeves and continuous shafts, so that the drums can be replaced easily and separately if necessary.

Long tensioning paths guarantee an optimum adjustment of the belt tension.

SELF-CLEANING DEVICES

Conveyors have self-cleaning decks, self-cleaning carry runs and self-cleaning tail pulleys. These features greatly reduce or eliminate material from being caught under the belt.



3. Steel-plate conveyors

PRACTICALLY AN INDISPENSABLE FOR TOUGH CONDITIONS

Robust steel-plate conveyors are mostly used for hot or sharp-edged conveyor materials. The steel-plate conveyors can be adjusted precisely to the customer's needs.

The steel-plate conveyor belt consists of specially designed steel louvers mounted on roller chains. The rollers run on wear-resistant strips. The frame is fitted with easily removable side and bottom sheet work.

Main Features

- Useful widths of 1,000 to 2,000 mm
- Above / below belt covers according to customer needs
- By request the plate material can be galvanized, coated steel, plastic, aluminium
- Optional: central lubrication units, sensor-controlled overload cut-off, electrically driven cleaning brushes



4. Feed hoppers

ADAPTING FEEDING HOPPERS


ANIS can design and supply feed hoppers integrated with shredders, tipping devices, air conveying systems, etc. – to suit all types of material throughput.



DIVERTER FLAPS – BYPASS GATES

Diverter flaps are used to divert material from a baler when the baler is under maintenance or when the processed material can be shipped out loose. ANIS can design and build diverter flaps to suit customer needs.

Diverter flap cylinders can be driven from the baler hydraulics supply or operated manually.







Anis Trend, d.o.o.,

Mali Log 2a, 1318 Loški Potok, Slovenia

T: +386 (0)1 837 00 20

E: anis@anis-trend.com

W: www.anis-trend.com



All the activities in the company
are organised in compliance with
the ISO 9001 Quality System

