



# MEDIUM TO HIGH LOAD BALER SERIES

PREMIUM line



Baling solutions driven by experience!

## Overview:

Models of the ANIS medium to high load **shear baler** series are designed for the companies that are primarily involved in waste management industry.

This shear baler series with long established design and updated over many years have a heavy-duty construction and consequently, provide the highest throughputs. High specific pressing power provides high compaction of the material and consequently an **optimum full truck load**. This series of channel balers with shear blades and horizontal or optionally vertical wire tying cover an enormously wide range of applications for a **wide variety of materials** and qualities, especially in the processing of very heavy pressed material.

Machines are available with hopper sizes, feed openings and power units tailored to suit the application in hand.

- Press ram with rollers on wear plates
- Pressing force: 60-200 Tonnes
- Bale size: 750 × 750 mm, 800 × 1.000 cm, 1.100 × 750 mm and 1.100 × 1.100 mm
- Main hydraulic motor: 22 kW, 30 kW, 45 kW, 55 kW, 2 × 30 kW, 75 kW, 2 × 45 kW, 2 × 55 kW, 2 × 75 kW
- Feed opening: 1.300 mm, 1.600 mm and 1.900 mm

## Most Suitable for:

- Industrial applications with high material loads
- Printers, and pulp, paper, and corrugated cardboard packaging manufacturers
- Installations for document shredding
- Distribution & Shopping centres
- Waste disposal companies
- Insulation & fibre manufacturers

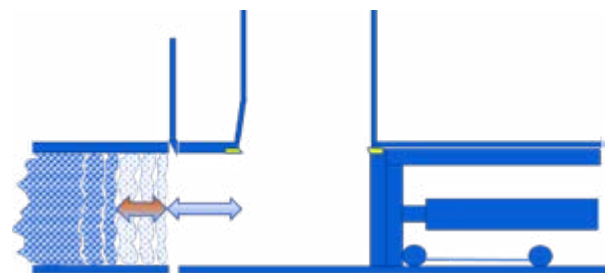


## Principle of ANIS balers

The advantage of ANIS balers are in **extended compression chamber** and a main press **ram** that allow the **separation** of **cutting** and **pressing** operations.

The press force of the main ram can be used at **full power** for cutting and then for pressing the bale. The resulting bale is denser and energy consumption is reduced.

With the last stroke before tying, the main ram pushes the material deep through the tying site, which is **very suitable for compressing materials with memory**, such as plastic (PET, foil) and the **high density materials**.



## Main Features:

**USING THE LATEST GENERATION COMPONENTS ENSURES HIGH EFFICIENCY WITH THE LOWEST POWER CONSUMPTION.**

### 1. POWER PACK

- The compact fan-cooled power pack is fully integrated into the baler frame with energy efficient and silent main drive depending on demand.
- Oversized hydraulic block is directly attached to the rear of the main cylinder for minimum flow losses due to reduced piping
- Integration of all auxiliary functions with the main hydraulic block for avoiding the leakage risk
- ANIS balers are powered by one, two or three premium efficiency motors for extra energy savings
- At the heart of the system ANIS utilises multistage pumps, high volume vane pumps and variable displacement high-pressure pumps

### 2. FAST MOVING CYLINDER

Track measuring in the real time ensuring perfect ram positioning and setting thus improving the balance between bale density and energy consumption.

### 3. FEEDING HOPPER

- with lateral secured plexiglass door
- Tailor-made baler hopper for automatic feeding with conveyors or air transport




### 4. AUTO TYING

- Robust, simple and reliable fully automatic tying system with needles and integrated wire cutter
- Easy replacement of wear plates and twisting hooks as a single spare part within the shortest terms, without requiring any special tools, for a very long service life
- Reliable hot-dip galvanized device for automatic tying of bales, reinforced mounted cutters, which results in a substantially improved cycle time
- Smart needle head design: Bolted needle head pulls wires tight to enhance the durability and performance of the needle assembly

### 5. PRESSING CHAMBER

All areas subjected to heavy wear are protected by easily exchangeable bolted HARDOX wear plates, thus extending the life of the wear parts and reducing operating costs

#### THE LATEST TECHNOLOGY



### 6. SMART CONTROLS

- User friendly, comprehensive Siemens touch-panel with embedded recipe management with extensive function and data display, leads to a simpler and safer operation of the baler.
- Operators only need to select the material grade to be processed. The embedded recipe system chooses the correct machine parameters to produce the best bale possible.





### 7. PRESS SINGLE RAM

Quick disconnection of the press plate with a spherical bearing cylinder rod connection


### 8. SHEAR /CLEARANCE BALER (OPTION)

- Convenient exchangeable knives with optimal cutting angles guarantee trouble-free cutting of the overlaying material.
- ANIS uses reversible shear blades, which provide a quick, easy replacement and 2 times the use of the cutting edge




### 9. PRESS CHANNEL

- Automatic pressure- controlled channel adjustment on three sides guarantee high bale weights also with different materials.
- Long channel for low friction material such as plastics helping to continuously maintain optimal density of the bales.



## 10. TRUNNION MOUNTED MAIN PRESS CYLINDER:

- Tension-free mounted press cylinder to reduce inclined positions which prevents uneven pressure on the frame and cylinder
- Reduced wear on the pressing cylinder and press ram guides
- Longer service life of hydraulic cylinder



## 11. ROLLER PRESS RAM

- Solid press carriage guidance with easy maintenance access
- Optimal self-cleaning of the roller track
- Individually arranged movable rail cleaners
- High-dimensioned roller bearings to lower maintenance costs
- direct lubrication
- press plate available with fully automatic slot covers



## Individual configuration:

Depending on the purpose and your individual requirements, other function modules can be added to each baling press. i.e. it can be supplied with side press box slot closure, automatic cutting-edge stamper, ruffler, bottle perforator, maintenance platform, remote troubleshooting and control by modem, frequency inverter, plastic strapping to handle RDF baling etc.

For more information about baler's accessories go to: [www.anis-trend.com](http://www.anis-trend.com) at menu "BALER'S ACCESSORIES"

## 12. MATERIAL STAMPER

- is designed to automatically clear jammed material from in front of the cutting edge, when processing heavy grade material.
- The end positions scanning via two separate positions inductive sensors.
- stamper with 25-tonne pressing force covers the whole ram width.




## 13. GROUPED LUBRICATION

press plate with grouped nipples for lubrication of all rollers

## 14. MAINTENANCE DOOR

easy press chamber access by lateral inspection doors on both sides of the machine guarantee a quick and safe maintenance



## 15. FLUFFER – DISTRIBUTOR:

- used to disperse bundled materials in the hopper to produce a more uniform bale
- is retractable and inserted into a baler hopper when needed

**PERFORATOR FOR PET BOTTLES**

puncturing is mounted as a section of the feeding hopper and moves aside if not needed

**VARIABLE FREQUENCY CONTROLLED DRIVE**

Frequency inverter used to operate in energy-saving motor drive manner which can save energy compared to the standard drive.



**BALER SAFETY**


Modular baler safety system via trapped key interlocking system including the prevention of lock-in danger



Key Lock Security system



Maintenance platform



Personnel detection system on the inclined conveyor

**High bale quality**

- Software, optimally adjusted for the different materials, guarantees high bale quality even when material is frequently changed
- Optimised bale dimensions and bale weights for efficient full truck loading
- Possible to switch-off wire strapping manually



Aluminium cans



Cardboard



Plastic foil



Mixed paper



Wood chips



PET



RDF



HDPE



High grade paper



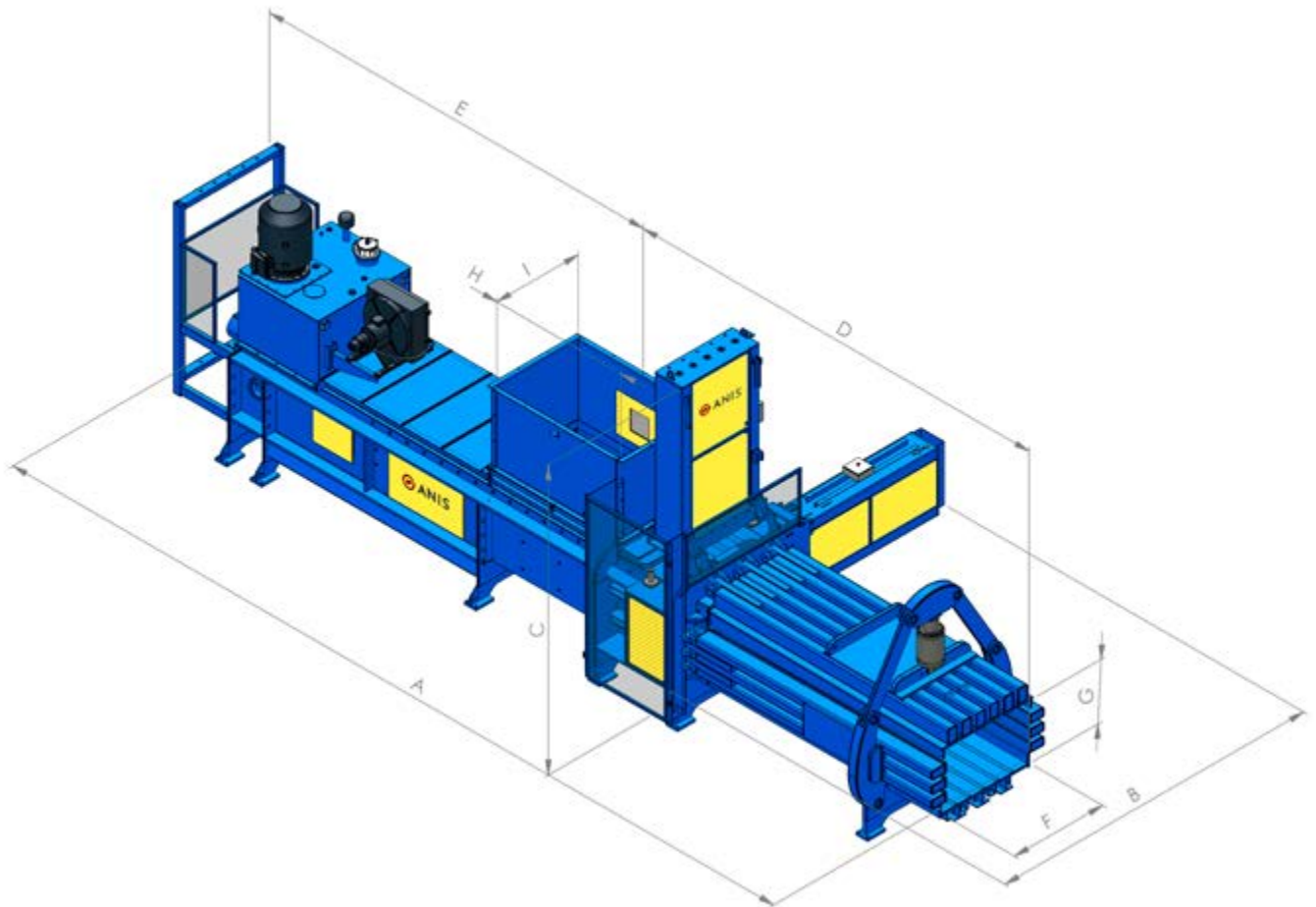
OCC trims

## Technical data and measurements

MED & HIGH LOAD BALER SERIES		ATS 75-75D			ATS 110-75K			ATS 80-100D		
<b>Pressing Force</b>	<b>t (kN)</b>	<b>58 (572)</b>			<b>58 (572)</b>			<b>74 (725)</b>		
Spec. Pressure Force	N/cm <sup>2</sup>	101			71			90		
Press Chamber (Bale) size W×H	mm	750×750			1080×750			800×1000		
Hopper opening (L×W)	mm	1300×720			1300×1040			1600×760		
Feeding Volume	m <sup>3</sup>	0,8			1,1			1,3		
Auto-tier (No. of wires) Horizontal	H	4×H Standard			4×H Standard			4×H Standard		
Auto-tier (No. of wires) Vertical	V	4×V Optional			4×V Optional			/		
Ram driven on the big wheels	No.	4			4			4		
Bale Weight (OCC)	kg	320-580			440-730			460-770		
<b>EM Driving Power</b>	<b>kW</b>	<b>22</b>	<b>30</b>	<b>22</b>	<b>30</b>	<b>30</b>	<b>45</b>	<b>30</b>	<b>45</b>	<b>2×30</b>
Press Cycle Time - No Charge	sec	21,9	14,2	21,9	14,2	18	11,3	21,5	13,4	10,8
Theoretical Capacity - No Charge	m <sup>3</sup> /h	123	191	175	271	214	340	219	349	439
Press Capacity (in relation to bulk weight)										
Max. Capacity e.g. PET, flattened OCC (30 kg/m <sup>3</sup> )	t/h	2,7	4,1	3,5	5,3	4,5	7,1	4,5	7,1	8,6
Max. Capacity e.g. mixed paper (50 kg/m <sup>3</sup> )	t/h	4,1	6	5,4	7,9	6,8	10,7	7	11	13
Max. Capacity e.g. magazines (100 kg/m <sup>3</sup> )	t/h	6,8	9,7	9	12,9	11,2	17,3	17,5	20,3	20,3
Baler Weight approx. (according to equipment)	ton	12			15			18		

MED & HIGH LOAD BALER SERIES		ATS 110-75D										ATS 110-110			ATS 110-110			
<b>Pressing Force</b>	<b>t (kN)</b>	<b>58 (572)</b>			<b>74 (725)</b>			<b>91 (892)</b>				<b>110 (1078)</b>			<b>142 (1395)</b>		<b>205 (2010)</b>	
Spec. Pressure Force	N/cm <sup>2</sup>	71			90			111				134			122		176	
Press Chamber (Bale) size W×H	mm							1080×750				1100×1100			1100×1100			
Hopper opening (L×W)	mm							1600×1040				2000×1040			1900×1040			
Feeding Volume	m <sup>3</sup>							1,3				2,2			2,2			
Auto-tier (No. of wires) Horizontal	H							4×H Standard				5×H Standard			5×H Standard			
Auto-tier (No. of wires) Vertical	V							5×V Optional				5×V Optional			5×V Optional			
Ram driven on the big wheels	No.							4				6			6			
Bale Weight (OCC)	kg	440-730			460-770			480-800			500-900			900 - 1150		1000 - 1300		
<b>EM Driving Power</b>	<b>kW</b>	<b>30</b>	<b>45</b>	<b>2×30</b>	<b>30</b>	<b>45</b>	<b>2×30</b>	<b>45</b>	<b>2×30</b>	<b>2×45</b>	<b>45</b>	<b>2×30</b>	<b>2×45</b>	<b>75</b>	<b>2×45</b>	<b>2×55</b>	<b>2×45</b>	<b>2×75</b>
Press Cycle Time - No Charge	sec	17	10,7	8,5	21,5	13,4	10,8	16,7	13,3	8,4	20,3	16,1	10,1	22,1	16,4	11	23,6	15,9
Theoretical Capacity - No Charge	m <sup>3</sup> /h	278	441	555	219	349	439	282	356	565	233	294	467	361	488	723	339	502
Press Capacity (in relation to bulk weight)																		
Max. Capacity e.g. PET, flattened OCC (30 kg/m <sup>3</sup> )	t/h	5,5	8,5	11	4,5	7,1	8,6	6,1	7,5	9,8	5,2	6,2	9,9	6,9	9,8	13,3	7,9	12
Max. Capacity e.g. mixed paper (50 kg/m <sup>3</sup> )	t/h	8,4	13	15,3	7	11	13	9,7	11,8	15,4	8	9,3	14,4	9,5	14	18	12	18
Max. Capacity e.g. magazines (100 kg/m <sup>3</sup> )	t/h	13,3	20,4	23,3	11,3	17,5	20,3	9,7	18,3	27,8	8	16,2	24,8	16,3	24,1	29,9	20,3	29,7
Baler Weight approx. (according to equipment)	ton	20						21			24			36		38		

\*Performance rates, bale weights and bale densities are subject to moisture content, material pre-bale densities, feed rates and other variables in baling.  
Technical and design modification reserved!



DIMENSIONS IN MM	A	B	C	D	E	F	G	H	I
<b>ATS 75-75D 4H</b>	8.500	3.500	2.200	3.800	4.700	750	750	1.300	700
<b>ATS 75-75D 4V</b>	8.500	1.650	3.600	3.800	4.700	750	750	1.300	700
<b>ATS 110-75K 4H</b>	8.500	3.850	2.200	3.800	4.700	1.100	750	1.300	1.020
<b>ATS 110-75K 4V</b>	8.500	2.000	3.600	3.800	4.700	1.100	750	1.300	1.020
<b>ATS 110-75D 4H</b>	9.700	3.850	2.300	4.940	4.760	1.100	750	1.600	1.020
<b>ATS 110-75D 5V</b>	9.700	2.000	3.600	4.940	4.760	1.100	750	1.600	1.020
<b>ATS 80-100D 4H</b>	9.700	3.500	2.700	4.940	4.760	750	1.000	1.600	700
<b>ATS 110-75D 4H 90-110T</b>	10.760	3.850	2.300	6.000	4.760	1.100	750	1.600	1.020
<b>ATS 110-75D 5V 90-110T</b>	10.760	2.000	3.600	6.000	4.760	1.100	750	1.600	1.020
<b>ATS 110-110 5H</b>	12.000	3.850	2.700	5.500	6.500	1.100	1.100	1.900	1.020
<b>ATS 110-110 5V</b>	12.000	2.400	4.000	5.500	6.500	1.100	1.100	1.900	1.020



Anis Trend, d.o.o., | Mali Log 2a, 1318 Loški Potok, Slovenia  
 T: +386 (0)1 837 00 20 | F: +386 (0)1 837 00 21  
 E: anis@anis-trend.com | W: www.anis-trend.com



All the activities in the company are organised in compliance with the ISO 9001 Quality System

